

# Washington State Candidates

Guide to the 2024 Ballot and General Election Voters' Pamphlet

**Filing Information** 3

**Prepare Your Filing Fee** 4

**Online Candidate Filing** 5

**Voters' Pamphlet Profile Instructions** 15

**Things to Consider** 20

## **\*New for 2024\***

Candidate Filing period begins Monday, May 6, and ends Friday, May 10.

- All single-county Legislative, Superior Court, and Court of Appeals positions now file with the Office of the Secretary of State.
- Online filing begins at 8 a.m. on the first Monday in May and continues until 5 p.m. the following Friday.
- Voters' Pamphlet profile deadline is Tuesday, May 21, 2024.



**WASHINGTON**  
Secretary of State

Elections Division

Updated 1/22/2024

In Washington state, we enjoy a unique tradition of promoting citizen involvement in our political system. Under the provisions of our state constitution, every registered voter has the right to run for office and to have their name appear on the August Primary and November General Election ballots without approval from a political party.

Washington residents also enjoy other special rights, such as the right to initiative and referendum, the right to recall elected officials, and the right to a state Voters' Pamphlet containing detailed information about ballot measures and candidates. These are important tools at the electorate's disposal.

This publication explains state election law relating to filing for office and submitting a Voters' Pamphlet profile. Please note, this publication is not a substitute for the statutes and regulations governing this process but rather should be read in conjunction with them.

If you have questions or need additional information, please contact your county elections office or the Secretary of State's Elections Division.

Candidate Filing  
Office of the Secretary of State  
PO Box 40229  
Olympia, WA 98504-0229

Phone: 1 (800) 448-4881  
Fax: (360) 664-4619  
Email: [elections@sos.wa.gov](mailto:elections@sos.wa.gov)  
Website: [sos.wa.gov/elections](http://sos.wa.gov/elections)



Candidate Resources  
(Online filing, filing fees, FAQs, and more)

## Important dates — When to file?

April 22	Candidates may file by mail
May 6	Online and in-person candidate filing begins
May 10	All candidate filing ends
May 13	Last day to withdraw from ballot
May 21	Last day to submit Voters' Pamphlet content

## Checklist — You will need:

- Candidate email address to receive notifications from VoteWA and election officials
- Current voter registration
- Declaration of Candidacy
- Filing Fee, if applicable
- Voters' Pamphlet profile (page 15)

## Qualifications

You must be a registered Washington voter and possess the qualifications specified by law at the time of filing.

All candidates except those for Superior Court and federal office must properly register to vote in the geographic area represented by the office (**RCW 29A.24.075**).

You are responsible for contacting the district authority to clarify and understand additional qualifications.

Confirm or update your registration any time before filing. Contact your county elections office of residence for help or visit **VoteWA.gov**.

## Declaration of Candidacy

All candidates must submit a Declaration of Candidacy during the regular filing period.

## Filing officer — Where to file?

The Secretary of State accepts candidate filings for federal, statewide, state legislative, court of appeals, and superior court positions.

Your county elections office accepts filings for all other offices. All open offices may file online. Contact your county elections office for directions and hours of operation (page 22).

## Filing method — How to file?

You may file your declaration one of three methods:

1. **Online** (recommended)  
File online at **[sos.wa.gov/elections/file-office](https://sos.wa.gov/elections/file-office)**.

Online filing begins Monday, May 6, at 8 a.m. and ends Friday, May 10, at 5 p.m. sharp. You will need an email address and credit card.

See online filing instructions (page 5). For best results, use a PC or laptop with Google Chrome or MS Edge.

2. **By mail**

If you need to file by mail, visit our website to print a paper form. The Office of the Secretary of State cannot accept mailed declarations before April 22.

If you file with the Secretary of State, you may mail your declaration and filing fee to:

Candidate Filing  
Office of the Secretary of State  
PO Box 40229  
Olympia, WA 98504-0229

3. **In person**

The Office of the Secretary of State is open Monday through Friday from 8 a.m. until 5 p.m.

1 (800) 448-4881  
**[elections@sos.wa.gov](mailto:elections@sos.wa.gov)**

Washington Secretary of State's Office  
Legislative Building  
416 Sid Snyder Ave SW  
Olympia, WA 98501

## Approval

After your filing fee is paid and declaration approved, you will receive a confirmation email and your name will appear on the official list as a candidate who filed for office.

## Ballot order

After the close of the candidate filing period, a public lot draw determines the final ballot order of candidates in the Primary Election. The highest vote-getter from the Primary will move to the top of the race for the General Election. If the race does not have a Primary, the lot draw order applies to the General Election.

## Filing fee

You must submit your filing fee with your Declaration of Candidacy.

## Cost of filing

The salary of the office determines the filing fee.

Offices without a fixed annual salary have no filing fee.

For any office with a fixed annual salary of \$1,000 or less, candidates pay a filing fee of \$10.

For all offices with salaries exceeding \$1,000, candidates pay a fee equal to one percent of the office's fixed annual salary.

Specific filing fees are on the list of offices open for election at [sos.wa.gov/elections](https://sos.wa.gov/elections). Filing fees for offices filed with your County Auditor are available from your county elections office (page 22).

## Accepted forms of payment

### Online filing

- Credit card

### In person or by mail with the Office of the Secretary of State

- Check
- Cash
- Money order
- Valid filing fee petition

If you file with your county elections office, contact their office to determine payment methods.

**Filing fees are nonrefundable**, even when you withdraw or file for the wrong office.

Payment must be received in full before the filing deadline.

## Petitions in lieu of filing fee

Candidates without sufficient assets or income may submit a filing fee petition to pay the filing fee.

You may not file signature petitions electronically.

You may not combine petition signatures and money to satisfy the filing fee.

Only signatures of registered voters in the same jurisdiction as the office are valid. Each petition sheet (**Appendix A**) must:

- Be printed on uniform paper size and color
- Include a place for each voter's registration name, address, city, and county
- Provide 20 numbered lines or fewer
- Display the required warning and statement found in **RCW 29A.24.101** and **29A.72.140**.

A printable petition form is available online at [sos.wa.gov/elections/file-office](https://sos.wa.gov/elections/file-office) as well as in this document on Appendix A.

Petitions must include a total number of valid signatures no fewer than the dollar amount of the filing fee.

The filing office verifies each signature with the voter record. No person may sign more than one nominating petition for the same office.

You may submit more signatures beyond the required minimum to compensate for possible rejections. Without the required number of verified signatures, the petition is insufficient and your Declaration of Candidacy is invalid.

No additional signatures are accepted after initial submission at time of filing.

Petition sheets are not returned to the candidate.



### Online filing is fast and easy!

The online filing tool will give you step-by-step instructions, email confirmations, alert you when other candidates file in your race, and provide a link to submit your Voters' Pamphlet content.

[sos.wa.gov/elections/file-office](https://sos.wa.gov/elections/file-office)



Online filing begins Monday at 8 a.m. and you must submit your filing by Friday at 5 p.m. sharp.

At 8 a.m., click on the button on our website: [sos.wa.gov/elections/file-office](https://sos.wa.gov/elections/file-office)

Online Candidate Filing

Use this button to enter the Online Candidate Filing Portal.  
For best results, use a PC or laptop with Google Chrome or MS Edge.

## Step 1: Sign In

Enter your information and click **Login** to locate your voter registration record.

If you need to update your voter registration, do so at [VoteWA.gov](https://VoteWA.gov) before you file a Declaration of Candidacy.

**Step 1: Sign In**

**Step 1/7**

**Welcome to the Candidate Portal!**

**Are you prepared to file for office?**

1. Verify your [voter registration](#) information is correct.
2. Provide an email address. We send important notifications about your filing status and pamphlet profile.
3. Pay your filing fee if the office you file for requires a fee. Your declaration will be approved only when the fee is paid. All filing fees are non-refundable and non-transferable should you file for the wrong office. You may pay online with a Visa, MasterCard, or AmEx.
4. Use Google Chrome on a PC or laptop for best results.
5. You are responsible for ensuring that you meet all qualifications of the office. If you have questions, contact the jurisdiction of the office for which you are filing.
6. If you are unable to file online, please contact your [county](#) or [state](#) elections office for more information.

**Deadlines:**

- Online filing for office ends at 5:00 PM on Friday, May 10. All declarations of candidacy and filing fees must be received before 5:00 p.m. on Friday. If you wish to withdraw, submit a Withdrawal of Candidacy form to your county or state elections office by 5:00 p.m. on Monday, May 13, 2024.
- State and county voters' pamphlet deadlines vary. Not all offices appear in voters' pamphlets. Contact your [county](#) or [state](#) elections office for deadlines, guidelines and more information.

Please enter your information to locate your voter registration record.

First Name:

Last Name:

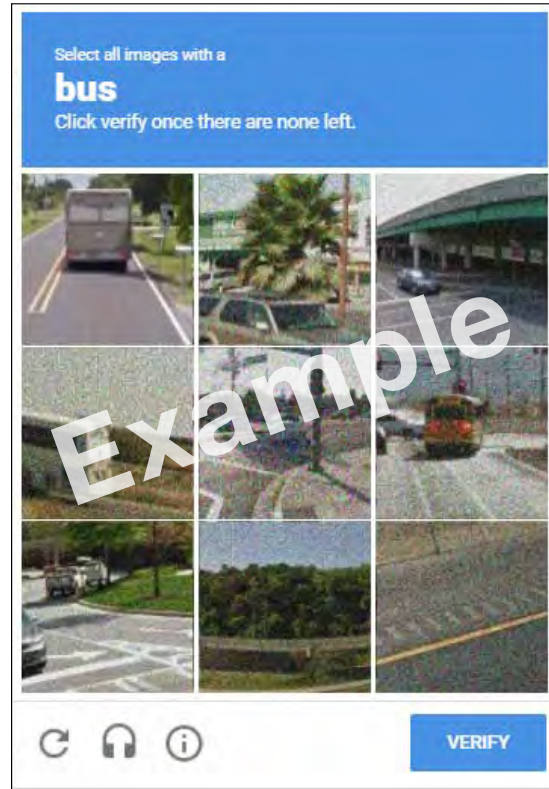
Date of Birth:

[Login](#)

Preview the online filing portal in a slideshow format: <https://bit.ly/3GbXtgC>

Complete the captcha to proceed.

Example shown is for illustrative purposes only.



## Step 1B: Verify Registration Information

Verify or Update your voter registration.

Contact your county elections office to process any updates **before** you file for office.

## Step 1B: Verify Registration Information

Your name and address must match your voter registration information below. If your registration information is:

- Correct - click the **Verify** button to continue.
- Incorrect - click the **Update** button to correct your voter information prior to submitting a declaration of candidacy. Before you continue, contact your county elections office to process this update.

### Verify Registration Information

**Registered Name:** DOE, JANE , IV

**Date of Birth:** 01/01/2005

**Residential Address:** 520 UNION AVE SE, OLYMPIA, WA, 98501

**Mailing Address:** PO BOX 40229, OLYMPIA, WA, 98504

Update

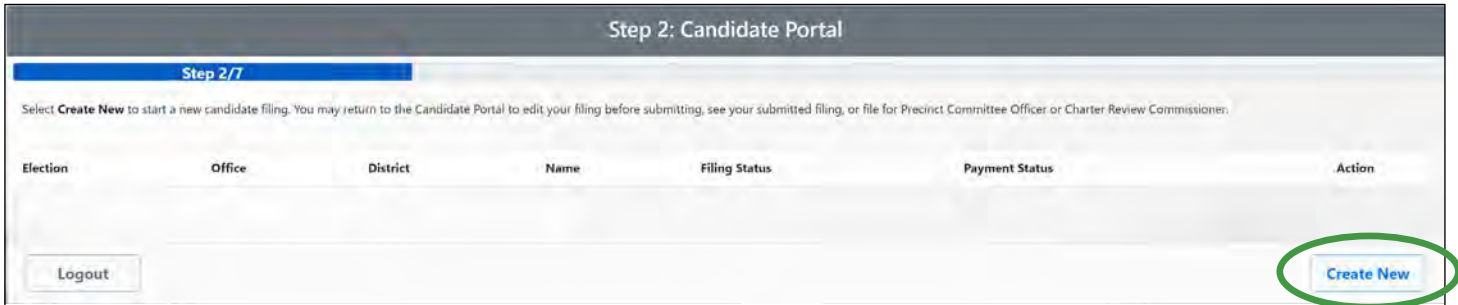
Verify



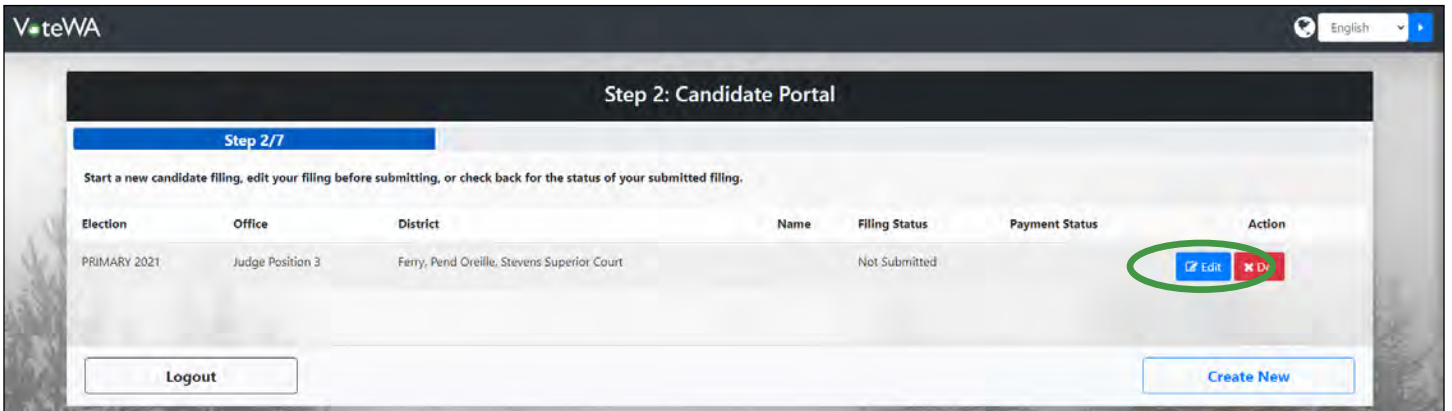
# Online Candidate Filing

## Step 2: Candidate Portal

Select the **Create New** button to begin your declaration.

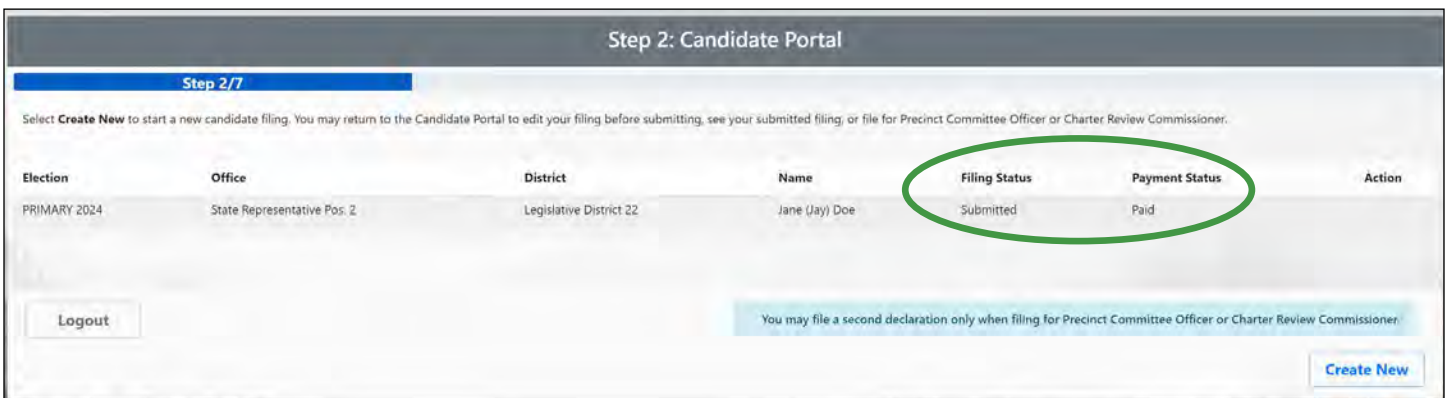


Select the **Edit** button next to an incomplete declaration to finish filing.



Return to this page any time to view your filing status.

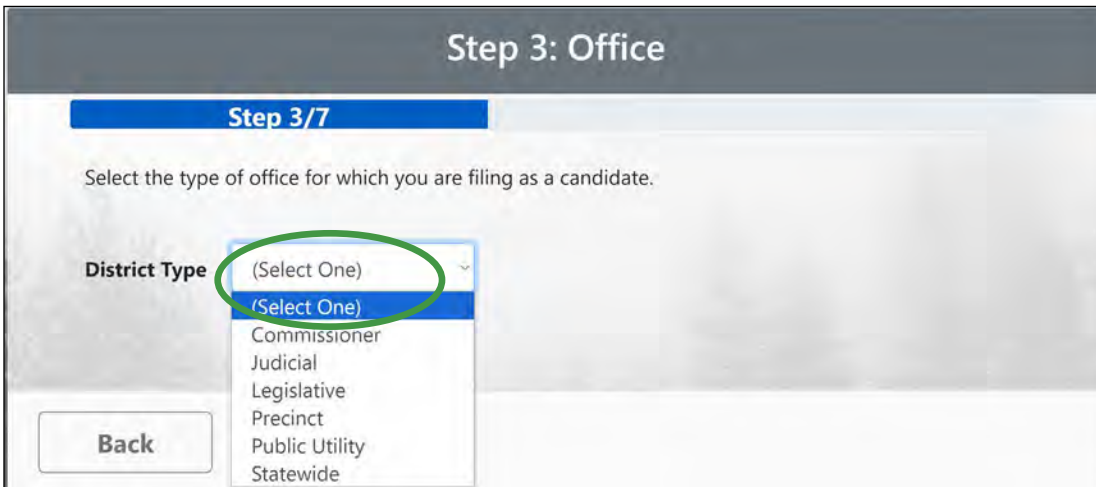
You may file a second declaration only when filing for Precinct Committee Officer or Charter Review Commissioner.



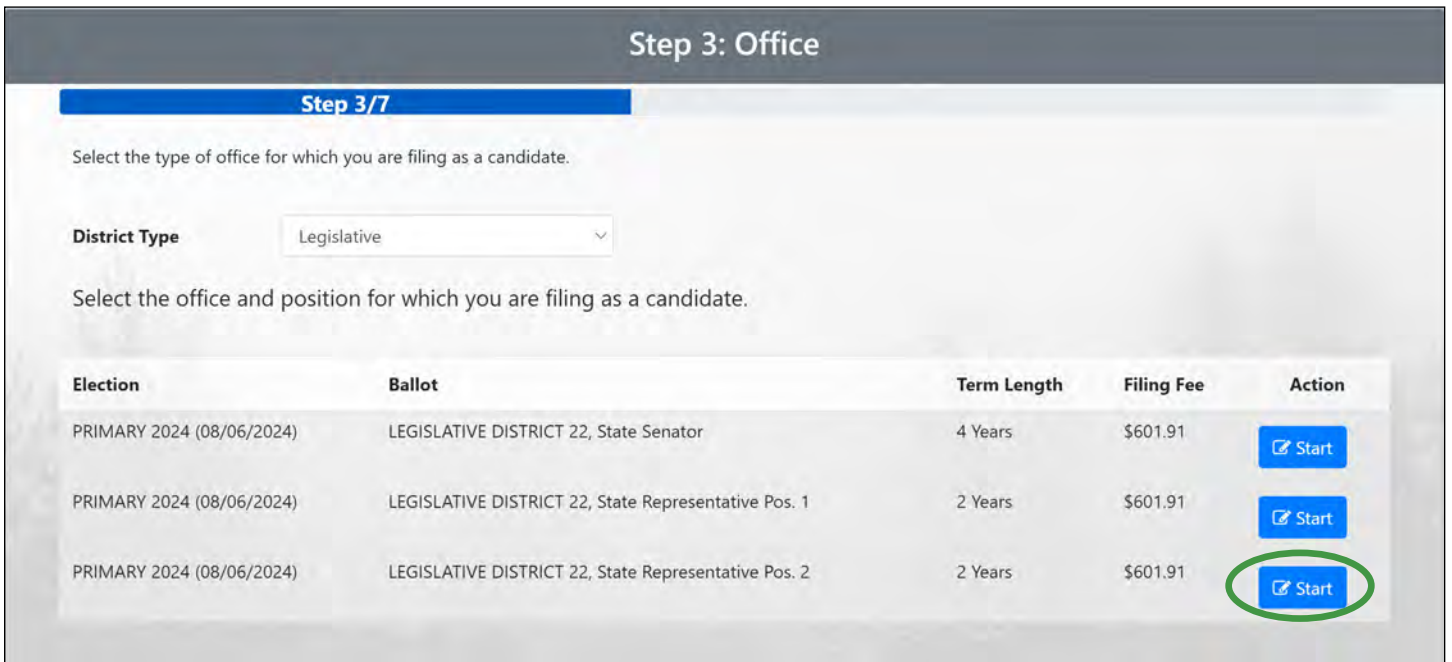
## Step 3: Office

**You are responsible for meeting all qualifications and filing for the correct office.**  
Contact the district authority to clarify office qualifications.

To select the office for which you desire to file a Declaration of Candidacy we must first find the office. Start by selecting the district type.



A complete list of offices available to you within that type will appear below. Select the **Start** button next to your office of choice.





## Step 4: Candidate Information

All information entered is public information and will be publicly available (**RCW 29A.24.072**).

The screenshot shows the 'Step 4: Candidate Information' form. It includes sections for Candidate Information, Contact Information, Ballot Name, Campaign Contact Information, Campaign Mailing Address, and Party Preference. A 'Back' button is at the bottom left and a 'Continue' button is at the bottom right. Numbered callouts 1-5 and letter A point to specific fields and sections.

### A – Candidate Information

The portal will automatically populate your voter registration address and mailing address. If this is incorrect, stop here and contact your county elections office to update your voter registration before proceeding.

### Section 1 – Ballot Name

Enter your ballot name exactly as you wish it to appear on the ballot. You may use a nickname by which you are commonly known as for your first name, but the last name must be the name under which you are registered to vote.

Titles denoting occupations, including military rank, positions on issues, political affiliation, symbols, or anything intentionally designed to mislead voters are not acceptable and will be removed prior to placement on the ballot or in the Voters' Pamphlet.

### Section 2 – Contact Information (for administration)

Provide an official **candidate** email and phone number for direct communication with the filing office. We will use this email address to send confirmations of receipt, notice of approval, Voters' Pamphlet submission links, and direct emails from our office.

## Step 4: Candidate Information, continued

### Section 3 – Campaign Contact Information (for voters)

You may provide an alternative **campaign** email and phone number **for voters**. This optional field allows you to display an alternative method of contact different from your candidate contact. They may be the same if you wish.

We strongly recommend that you provide a campaign email address, phone number, and website for publication.

You may update campaign information until the Friday after the Primary Election to appear in the printed pamphlet. Changes after this deadline will appear in the Online Voters' Guide only.

This information is displayed on the Who's Filed Candidate List and printed in the statewide Voters' Pamphlet.

### Section 4 – Campaign Mailing Address

For online display on the Who's Filed Candidate List and Online Voters' Guide, you may choose to display a campaign address instead of your voter registration address.

You may not use government offices for campaign or candidate information.

### Section 5 – Party Preference

Nonpartisan offices will not provide a party preference.

If you are filing for a partisan office, you may state the party name you prefer using 18 characters or less.

The first letter of each word of the party preference will be capitalized (example: Progress For All). Acronyms or initialisms will appear in all caps with or without periods.

You may not edit your party preference after the deadline for withdrawal of candidacy.

Your party preference will appear on the ballot and in the Voters' Pamphlet.

If you choose not to state a party preference, select the checkbox next to that option. "States No Party Preference" will appear with your ballot name.

Party preference plays no role in determining how candidates are elected to public office.

Party preference is entirely your decision and does not imply you have been nominated, endorsed, or approved by the party.

## Step 5: Summary

Review your information before you continue.

Screenshots provided are for illustrative purposes only. Actual website details may vary and are subject to change without notice.

### Step 5: Summary

Step 5/7

Please review this summary of your declaration before you select **Continue** to affirm the Oath. You will receive notifications and deadlines at the candidate email address provided. Filing fees are nonrefundable, even in the event of a withdrawal or if you file for the wrong office. The amount of the filing fee is determined in state law. (RCW 29A.24.091 and 131)

Eligible Office	
<b>Office:</b>	State Representative Pos. 2
<b>Ballot Name:</b>	Jane (Jay) Doe
<b>Party:</b>	Prefers Salmon Yoga Party
<b>District:</b>	Legislative District 22


  

Candidate Declaration	
<b>Registered Name:</b>	JANE DOE
<b>Date of Birth:</b>	01/01/2005
<b>Residential Address:</b>	520 UNION AVE SE, OLYMPIA, WA, 98501
<b>Mailing Address:</b>	PO BOX 40229, OLYMPIA, WA, 98504
<b>Candidate Phone:</b>	(360) 725-5785
<b>Candidate Email:</b>	candidatesupport@sos.wa.gov
<b>Campaign Mailing Address:</b>	PO BOX 40229 OLYMPIA, WA 98504
<b>Campaign Phone:</b>	(360) 902-4180
<b>Campaign Email:</b>	elections@sos.wa.gov
<b>Website:</b>	sos.wa.gov/elections
<b>Payment Amount:</b>	\$601.91

Read and affirm the oath of declaration:

*"I declare that the above information is true, that I am a registered voter residing at the address listed above, that I am a candidate for the office listed above, and that, at the time of filing this declaration, I am legally qualified to assume office.*

*I swear, or affirm, that I will support the Constitution and laws of the United States, and the Constitution and laws of the State of Washington."*



### Declaration of Candidacy Oath

By submitting this Declaration of Candidacy you affirm the following oath:

*"I declare that the above information is true, that I am a registered voter residing at the address listed above, that I am a candidate for the office listed above, and that, at the time of filing this declaration, I am legally qualified to assume office.*

*I swear, or affirm, that I will support the Constitution and laws of the United States, and the Constitution and laws of the State of Washington."*

In order to complete this transaction, click on the button "I Affirm the Oath and I Wish to File" below. If you do not wish to proceed click the "Cancel" button.

## Step 6: Payment

If your office requires a filing fee, your declaration is incomplete until the required fee is paid.

All filing fees are non-refundable.

Enter your payment information and click **Submit & Pay** to complete the filing.

You must submit your declaration by 5 p.m. sharp of the last day of filing, May 10, 2024.

The screenshot shows a web form titled "Step 6: Payment" with a sub-header "Step 6/7". The form is labeled "Payment Information" and features logos for VISA, Mastercard, and AMERICAN EXPRESS. Below the logos, it says "or pay by cash or check". The form contains the following fields:

- First Name (FIRST NAME)
- Last Name (LAST NAME)
- Card Number (CARD NUMBER)
- Expiration (EXPIRATION)
- CVC (CVC)
- Billing Address (ADDRESS)
- City (CITY)
- State (State dropdown)
- Zip (Zip)
- Email Address (Email)
- Phone Number (PHONE)

At the bottom of the form, there are two buttons: "Back" on the left and "Submit & Pay \$601.91" on the right. The "Submit & Pay \$601.91" button is circled in green.

## Step 7: Summary

A final summary shows the information submitted to the filing office and provides receipt of payment.

Print this page or screenshot for your records.

**Step 7: Summary**  
Step 7/7

Thank you for filing online. You have submitted your Declaration of Candidacy. Your elections office will send important email notices including a unique link to submit a voters' pamphlet profile if the race you filed for appears in voters' pamphlets.

Filing fees are nonrefundable, even in the event of a withdrawal or if you filed for the wrong office (RCW 29A.24.131). Print this page for your records.

You may return to the candidate portal to see your submitted filing or file a second declaration (only when filing for Precinct Committee Officer or Charter Review Commissioner).

Eligible Office	
Office:	State Representative Pos. 2
Ballot Name:	Jane (Jay) Doe
Party:	Prefers Salmon Yoga Party
District:	Legislative District 22

Candidate Declaration	
Registered Name:	JANE DOE
Date of Birth:	01/01/2005
Residential Address:	520 UNION AVE SE, OLYMPIA, WA, 98501
Mailing Address:	PO BOX 40229, OLYMPIA, WA, 98504
Candidate Phone:	(360) 725-5785
Candidate Email:	candidatesupport@sos.wa.gov
Campaign Mailing Address:	PO BOX 40229 OLYMPIA, WA 98504
Campaign Phone:	(360) 902-4180
Campaign Email:	elections@sos.wa.gov
Website:	sos.wa.gov/elections
Payment Method:	Credit Card
Payment Amount:	\$601.91
Payment Status:	Paid
Receipt Number:	4493847

[Print Summary](#) [Logout](#) [Candidate Portal](#)

Click **Candidate Portal** to return to Step 2 to see your filing status.

Screenshot of submitted filing below (Step 2).

**Step 2: Candidate Portal**  
Step 2/7

Select **Create New** to start a new candidate filing. You may return to the Candidate Portal to edit your filing before submitting, see your submitted filing, or file for Precinct Committee Officer or Charter Review Commissioner.

Election	Office	District	Name	Filing Status	Payment Status	Action
PRIMARY 2024	State Representative Pos. 2	Legislative District 22	Jane (Jay) Doe	Submitted	Paid	

[Logout](#) [Create New](#)

You may file a second declaration only when filing for Precinct Committee Officer or Charter Review Commissioner.



## Notifications

Your **candidate** email address will receive auto-generated emails from the VoteWA system as well as direct communication with the filing office. These do not go to the **campaign** email address displayed online for voters.

You can expect these auto-generated emails approximately 15–30 minutes after specific actions by you or the filing office staff.	
Email subject	Reason
Declaration of Candidacy Received	Candidate submits declaration.
Declaration of Candidacy Approved	Filing office approves the Declaration of Candidacy. This could take several hours for the official to review your information.
Candidate Filing Notification	After another candidate files for the same race.
Voters' Pamphlet — submit your profile	After declaration approval, candidates eligible to appear in the Voters' Pamphlet will receive an email with a unique submission link.
Voters' Pamphlet profile received	Candidate submits profile.

May take up to two weeks for staff to review and accept your profile.	
Voters' Pamphlet profile accepted	If necessary, the filing office will contact you directly through your candidate email to resolve issues.

Approximately 45 days before the Primary	
Final review confirmation	Your last preview before online publication.

Add us to your contact addresses to avoid lost notifications and emails.	
Voters' Pamphlet Support	<a href="mailto:voterspamphlet@sos.wa.gov">voterspamphlet@sos.wa.gov</a>
Candidate Support	<a href="mailto:candidatesupport@sos.wa.gov">candidatesupport@sos.wa.gov</a>

The deadline to submit Voters' Pamphlet information is **5 p.m. on Tuesday, May 21, 2024.**

No submissions or corrections after the deadline.

All communication between your campaign and the elections office will be via the candidate email address and not the public campaign email.

When the elections office approves your filing, your **candidate email address** will receive a notification to submit your Voters' Pamphlet information. This email will contain a unique access link to submit your statement and photo. Statements are not publicly available until after the submission deadline.

You must submit before the deadline. Whether you appear in the August Primary or go directly to the General Election, you will not receive another opportunity to submit or edit a profile.

Only candidates for open state offices will be included in the **2024 Washington State Voters' Pamphlet.**

- U.S. Senator
- U.S. Representative
- State Executive
- State Senator
- State Representative
- Supreme Court Justice\*
- Court of Appeals Judge\*
- Superior Court Judge\*

Local positions only appear in each counties' local pamphlet.

## Don't wait; start today!

The following pages explain the rules for all four sections of the profile.

Please prepare the following:

- 1 Photograph
- 2 Biography (four headings)
- 3 Statement
- 4 Campaign contact information


## Questions?

1 (800) 448-4881  
[voterspamphlet@sos.wa.gov](mailto:voterspamphlet@sos.wa.gov)

*\*Judicial candidates' statements must comply with the Judicial Code of Conduct. The Administrative Office of the Courts can review judicial statements prior to submission: Tom Creekpau at [tom.creekpau@courts.wa.gov](mailto:tom.creekpau@courts.wa.gov).*

## Sample of the printed voters' pamphlet

1



## Candidate Name

Prefers Sample Party

2

### Elected Experience

Virginia provincial legislature, representing Frederick County in the House of Burgesses. Former Commander-in-Chief of the Continental Army during the American Revolutionary War. No formal education, but studied mathematics, trigonometry, and surveying.

### Other Professional Experience

Virginia provincial legislature, representing Frederick County in the House of Burgesses. Former Commander-in-Chief of the Continental Army during the American Revolutionary War. No formal education, but studied mathematics, trigonometry, and surveying.

### Education

No formal education, but studied mathematics, trigonometry, and surveying.

### Community Service

Virginia provincial legislature, representing Frederick County in the House of Burgesses. Former Commander-in-Chief of the Continental Army during the American Revolutionary War.

3

### Statement

George Washington, a retired general, had no wish or aspiration beyond the humble and happy lot of living and dying a private citizen at his Mount Vernon farm. However, his peers and the American people at large spread rumors declaring George Washington would likely be elected first President of the United States (much to the dismay of Washington himself). George Washington could not escape his conscience. In a formal letter of acceptance, Washington succinctly assented to what he had agonized over for more than a year. Washington concluded to obey the important and flattering call of his Country.

George Washington, as the first president, was well aware of the great responsibility of defining the American presidency. "I walk on untrodden ground," was a frequent comment he made in the days leading up to his first inauguration. Washington believed that the precedents he set must make the presidency powerful enough to function effectively in the national government, but at the same time these practices could not show any tendency toward monarchy or dictatorship. In addition to defining the actual powers of the office, Washington also needed to show the new nation how the leader of a democracy should behave socially.

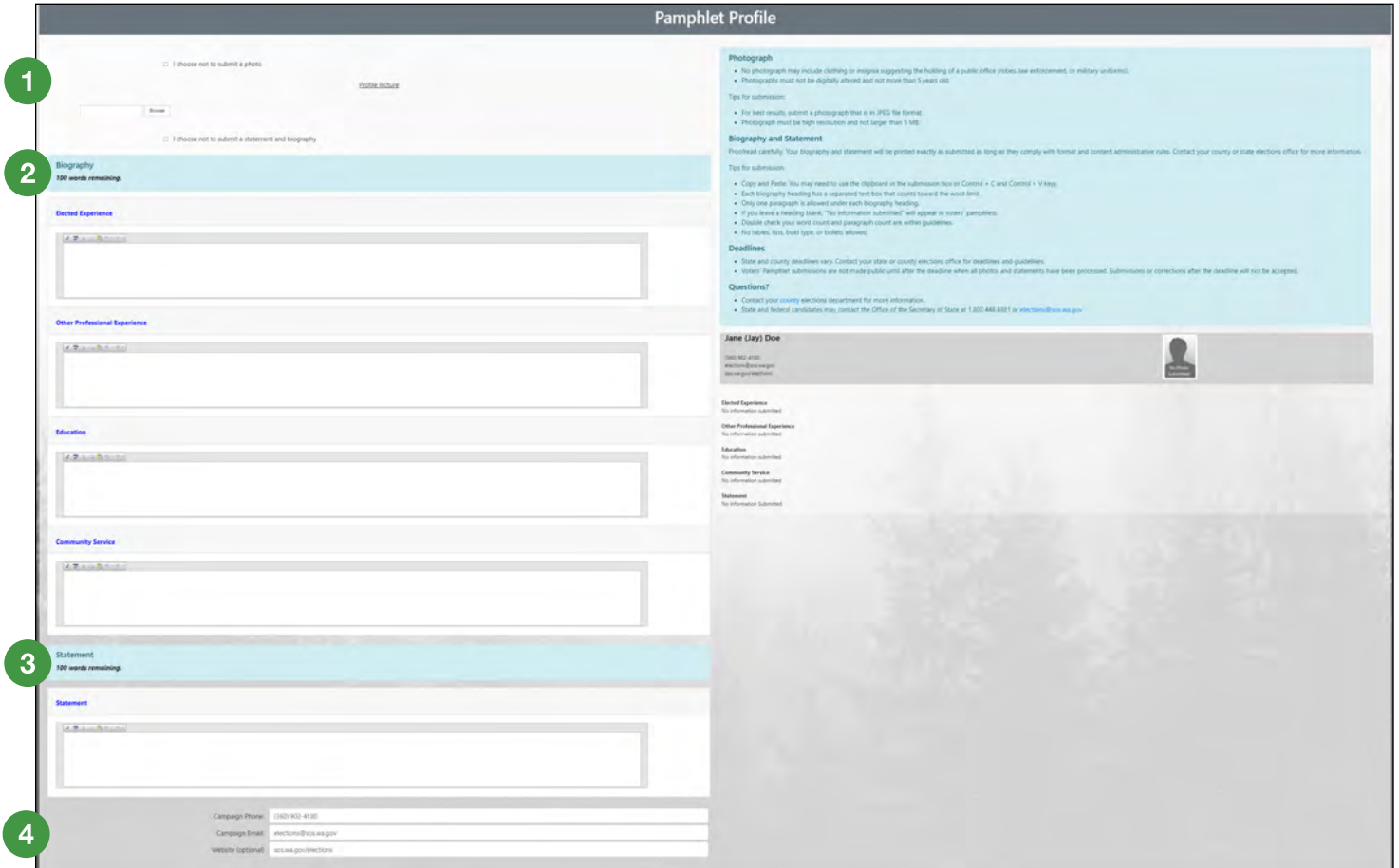
4

### Contact Information

(202) 456-1776; [info@georgewashington.com](mailto:info@georgewashington.com);  
[www.georgewashington.com](http://www.georgewashington.com)

# Voters' Pamphlet Profile Instructions

See the sample of the printed profile on the previous page and the description for each item below. Check your **candidate** (not campaign) email address for your unique access link to enter the profile submission portal.



## 1 Photograph

You may submit one photograph of your head and shoulders.

Clothing or insignias that suggest holding a public office are not acceptable (e.g., judicial robes, law enforcement or military uniforms).

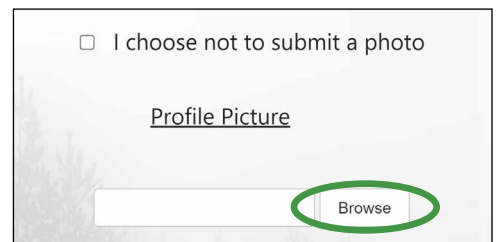
Photos must be high resolution, no larger than 5 MB, and may not be digitally altered.

A color photo is highly preferred. For best results, use a light-colored background, but not white. Photos must be no more than five years old.

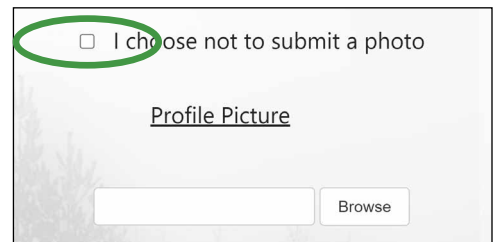
**Option 1:** Upload a photo by selecting the **Browse** button. This will open your file folder. Find and select your photo then select the **Upload** button. The photo should appear in the submission preview (lower right section of browser window).

**Option 2:** If you choose not to submit a photo, select the checkbox next to that option.

You may be asked to complete a captcha to proceed.



Option 1



Option 2

If you choose to not submit a biography and statement, select the checkbox next to that option.



Please be aware, like word processing programs, the portal does not count hyphenated words separately. Due to space limitations, excessive hyphens, words, and paragraphs are not allowed.

We will notify you of guideline violations. If you do not respond, our office will combine paragraphs and remove whole sentences from the bottom up until the statement is within the correct limits.

## 2 Biography

You may provide a 100-word biography.

You must use the following headings, which do not count toward the word limit.

- Elected Experience\*\*
- Other Professional Experience
- Education
- Community Service

Each heading has a separate text box that counts toward the 100-word limit. You may write in the box or copy and paste. Click the clipboard in the tool bar to open the pasting tool.

Headings you leave blank will display "No information submitted."

\*\*Judicial candidates will see Legal/Judicial Experience instead.

## 3 Statement

State law sets maximum word limits.

### 300 words, up to six (6) paragraphs

- U.S. Senator
- U.S. Representative
- Governor

### 200 words, up to four (4) paragraphs

- State Executive (except Governor)
- State Senator
- Supreme Court Justice\*
- Court of Appeals Judge\*
- Superior Court Judge\*

### 100 words, up to two (2) paragraphs

- State Representative

No tables, lists, or bullets allowed.

We will combine lists with semi-colons.

Use only italics to emphasize words or phrases. Bold, underline, and all caps are not allowed.

Our office will convert incorrect format to italics.

Opponents or endorsements named in your statement will receive a mention notice from our office. This may result in court-ordered changes to your statement.

### Correct

I approve of *justice* for all, *fairness* of the law, and *rehabilitation*.

### Incorrect

- I approve of:
- JUSTICE for all
  - **Fairness** of the law
  - Rehabilitation

\*Judicial candidates' statements must comply with the Judicial Code of Conduct. The Administrative Office of the Courts can review judicial statements prior to submission: Tom Creekpauam at [tom.creekpauam@courts.wa.gov](mailto:tom.creekpauam@courts.wa.gov).

## 4 Campaign Contact Info

The campaign contact information submitted with your declaration appears with your statement. You may review the information in the submission tool.

- Campaign phone number
- Campaign email
- Campaign website
- Videos will not be displayed in the Online Voters' Guide.

Contact information does not count toward the word limits.

Long URL addresses are not allowed.

Update contact information deadline: **Friday after the Primary Election.**

It's best to provide campaign contact info at the time you file your declaration of candidacy. This ensures the information is available to voters before the Primary. However, you may update your contact information for the **printed state Voters' Pamphlet** any time before close of business the Friday after the Primary Election. Changes after this deadline will only appear in the Online Voters' Guide.

Candidates for state and federal positions contact the Office of the Secretary of State, 1 (800) 448-4881, [voterspamphlet@sos.wa.gov](mailto:voterspamphlet@sos.wa.gov).



## Preview

Review your information in the submission preview (lower right section of browser window).

Proofread carefully. Your statement and biography prints exactly as submitted. Changes after the submission deadline are not allowed unless requested by the Office of the Secretary of State or required by court order.

Click **Submit** when ready.

## After submission

Check your **candidate** (not campaign) email address for a confirmation of receipt about 15-30 minutes after you submit. Check your junk or spam folders and add us to your contacts.

The Voters' Pamphlet administrator reviews all submissions for compliance before accepting the profile. This may take up to two weeks.

Before the end of June, you will receive a final email to preview your profile in the system. Check the preview and alert us immediately if our office has made a processing error.

The statement you submit will display online no later than 45 days before the Primary and will be printed in the Voters' Pamphlet if you advance to the General Election.

Candidates moving on to the General Election may not submit changes or revisions to their original statement.

If your primary race receives a write-in opponent who receives enough votes to appear in the General Election, you may submit a new statement for the General Election pamphlet.



## Campaign finance info

Your campaign finance information is public information. A link to your campaign finance information will appear on your page in the Online Voters' Guide.

Candidates for state or local office should refer to the Washington State Public Disclosure Commission for reporting requirements. Information and links to filing systems are available at [pdc.wa.gov](http://pdc.wa.gov).

Candidates for U.S. Senate or U.S. House of Representatives must report campaign finance information to the Federal Election Commission at [fec.gov](http://fec.gov).

## Tips from voters

- Treat this as a resume and edit carefully.
- Offer your vision. Be positive.
- What do you want to accomplish if elected?
- Describe what sets you apart from your opponent.
- Avoid criticism of your opponent.
- Who endorses your candidacy?
- Avoid technical terms and abbreviations.
- Keep it clean. Pamphlets are a teaching resource for our schools.



### Voters' Pamphlet Tips

- Start today! Prepare and save your statement and biography in a separate program to copy and paste.
- Statements are not public until after the submission deadline.



### Washington's Top 2 Primary

Washington State's Top 2 Primary is a process of winnowing a field of candidates. The two candidates receiving the highest number of votes cast in a primary race will advance to the General Election ballot. Party preference plays no role in determining how candidates are elected to public office.

## Public record

All material and information provided between you and the filing office is public information.

## Address Confidentiality Program (ACP)

Any candidate who qualifies for the ACP must complete the ACP enrollment process before filing their declaration. Anything you submit before you enroll is public record. ACP candidates file with paper forms. Contact your filing office for instruction.

## Withdrawal of candidacy

If you decide you no longer want your name on the ballot, you must submit a signed withdrawal form to the office where you filed by the end of business on the Monday immediately following Candidate Filing Week (May 13). The Withdrawal of Candidacy form is available below and at [sos.wa.gov/elections/file-office](https://sos.wa.gov/elections/file-office).

Filing fees are nonrefundable, even if you filed for the wrong office (**RCW 29A.24.131**).

If you file for the wrong office or position, you must withdraw and file again.

## Write-in candidates

If you do not file before the last day of the filing period, you may file a declaration of write-in candidacy. Write-in candidates do not appear online or in Voters' Pamphlets. Only candidates printed on the ballot will appear. Visit our website for more information at [sos.wa.gov/elections//file-office](https://sos.wa.gov/elections//file-office).

## Election events

See the Elections calendar for specific dates:

[sos.wa.gov/elections/calendar.aspx](https://sos.wa.gov/elections/calendar.aspx)

45 days before — Military and Overseas ballots are mailed.

19 days before — Last day for a write-in candidate to file without a filing fee.

18 days before — Last day a county may mail ballots to voters.

8 days before — Last day to register by mail or online.

Election Day — Register or update info and vote in person, or return your ballot in a drop box by 8 p.m. Mailed return ballot must be postmarked by this day.

Contact county officials for details regarding required county functions:

- Pre-Election Logic & Accuracy Tests (conducted at least three days before the election)
- Post-Election Audits (conducted no later than three days following the election)

# Withdrawal of Candidacy

## RCW 29A.24.131

### important information

The deadline for withdrawing is the Monday following candidate filing week.

Once filed, a Declaration of Candidacy may not be altered. If the candidate decides during the filing period to change the Declaration of Candidacy, the candidate must first withdraw and then re-file.

**Note:** Filing fees are nonrefundable.

### office information

jurisdiction and office name

position number (if applicable)

### personal information

first name

middle name

last name

### signature

I withdraw my candidacy for the office listed above and understand that the filing fee is nonrefundable.

sign here

date here

## Campaign signs

Contact the respective agency or department about sign restrictions, permits, and deposits.

State — Department of Transportation (below)  
County — Public works or transportation department  
City — City clerk



Transportation Building  
310 Maple Park Avenue S.E.  
P.O. Box 47300  
Olympia, WA 98504-7300  
360-705-7000  
TTY: 1-800-833-6388  
[www.wsdot.wa.gov](http://www.wsdot.wa.gov)

Dear Candidate:

The Washington State Department of Transportation (WSDOT) wishes to take this opportunity to advise political candidates about the placement of campaign signs and placards along state highways.

Revised Code of Washington (RCW) **47.42**, the Highway Advertising Control Act, regulates signing on Interstate Highways, primary highways, and highways that are part of the Scenic and Recreational System. Signs erected on private property that are adjacent to these highways must comply with the Highway Advertising Control Act, rules contained in Washington Administrative Code (WAC) **468-66**, and applicable local agency sign codes.

In accordance with **WAC 468-66-050, *Sign Classifications and Specific Provisions***, temporary political campaign signs are identified and regulated as a type of on-premise sign intended to express a property owner's endorsement of a political candidate or initiative. Prior to placing signs, WSDOT recommends checking with the property owner for approval and to determine property line locations. Campaign signs are allowed under the following regulations:

- 1) Temporary political campaign signs are limited to a maximum size of thirty-two square feet.
- 2) Temporary political campaign signs must be removed within ten days following the election.
- 3) Sign installers must have permission of the underlying property owner prior to placing signs.
- 4) Temporary political campaign signs are subject to all other applicable provisions of **RCW 47.42** and **WAC 468-66** that pertain to Type 3 on-premise signs.

In addition to the above restrictions, **the erection of temporary political campaign signs within the right-of-way of all state highways is prohibited. Accordingly, signs placed within the right-of-way of any state highway are subject to removal by the Washington State Department of Transportation.**

Also, **RCW 47.36.180(1)** states in part that it is unlawful to erect any structure, sign, or device visible from a city street, county road, or state highway that simulates any directional, warning, or danger sign likely to be mistaken for such a sign. Therefore, a campaign sign cannot be designated in a manner that resembles an official traffic control sign.

If you should have any questions about placement of campaign signs along state highways, please contact Trevor McCain at 360-705-7282 or email [Trevor.McCain@wsdot.wa.gov](mailto:Trevor.McCain@wsdot.wa.gov).

We sincerely hope that candidates for public office will observe the laws and regulations enacted to limit driver distraction, and protect and preserve the roadside beauty of our state. Thank you in advance for your courtesy in this matter.

## Contact Your County Elections Office

Adams County  
210 W Broadway, Ste 200  
Ritzville, WA 99169-1897  
(509) 659-3249  
elections@co.adams.wa.us

Asotin County  
PO Box 129  
Asotin, WA 99402-0129  
(509) 243-2084  
dmckay@co.asotin.wa.us

Benton County  
PO Box 1000  
Richland, WA 99352-1000  
(509) 736-3085  
elections@co.benton.wa.us

Chelan County  
350 Orondo Ave, Ste 306  
Wenatchee, WA 98801  
(509) 667-6808  
elections@co.chelan.wa.us

Clallam County  
223 E 4th St, Ste 1  
Port Angeles, WA 98362  
(360) 417-2221  
elections@clallamcountywa.gov

Clark County  
PO Box 8815  
Vancouver, WA 98666-8815  
(564) 397-2345  
elections@clark.wa.gov

Columbia County  
341 E Main St, Ste 3  
Dayton, WA 99328-1361  
(509) 382-4541  
auditor\_elections@co.columbia.wa.us

Cowlitz County  
207 4th Ave N, Rm 205  
Kelso, WA 98626-4124  
(360) 577-3005  
elections@cowlitzwa.gov

Douglas County  
PO Box 853  
Waterville, WA 98858  
(509) 888-6402  
elections@co.douglas.wa.us

Ferry County  
350 E Delaware Ave, Ste 2  
Republic, WA 99166  
(509) 775-5225 ext. 1139  
delections@co.ferry.wa.us

Franklin County  
PO Box 1451  
Pasco, WA 99301  
(509) 545-3538  
elections@franklincountywa.gov

Garfield County  
PO Box 278  
Pomeroy, WA 99347-0278  
(509) 843-1411  
mlueck@co.garfield.wa.us

Grant County  
PO Box 37  
Ephrata, WA 98823  
(509) 754-2011 ext 2704  
elections@grantcountywa.gov

Grays Harbor County  
100 Broadway Ave W, Ste 2  
Montesano, WA 98563  
(360) 249-4232  
elections@graysharbor.us

Island County  
PO Box 1410  
Coupeville, WA 98239  
(360) 678-8290  
elections@islandcountywa.gov

Jefferson County  
PO Box 563  
Port Townsend, WA 98368-0563  
(360) 385-9119  
elections@co.jefferson.wa.us

King County  
919 SW Grady Way  
Renton, WA 98057-2906  
(206) 296-8683  
elections@kingcounty.gov

Kitsap County  
614 Division St, MS 31  
Port Orchard, WA 98366  
(360) 337-7128  
auditor@kitsap.gov

Kittitas County  
205 W 5th Ave, Ste 105  
Ellensburg, WA 98926-2891  
(509) 962-7503  
elections@co.kittitas.wa.us

Klickitat County  
205 S Columbus Ave, Rm 203  
Goldendale, WA 98620  
(509) 773-4001  
voting@klickitatcounty.org

Lewis County  
PO Box 29  
Chehalis, WA 98532-0029  
(360) 740-1164  
elections@lewiscountywa.gov

Lincoln County  
PO Box 28  
Davenport, WA 99122-0028  
(509) 725-4971  
elections@co.lincoln.wa.us

Mason County  
PO Box 400  
Shelton, WA 98584  
(360) 427-9670 ext 470  
elections@masoncountywa.gov

Okanogan County  
PO Box 1010  
Okanogan, WA 98840-1010  
(509) 422-7240  
elections@co.okanogan.wa.us

Pacific County  
PO Box 97  
South Bend, WA 98586-0097  
(360) 875-9317  
elections@co.pacific.wa.us

Pend Oreille County  
PO Box 5015  
Newport, WA 99156  
(509) 447-6472  
elections@pendoreille.org

Pierce County  
2501 S 35th St, Ste C  
Tacoma, WA 98409  
(253) 798-VOTE (8683)  
elections@piercecountywa.gov

San Juan County  
PO Box 638  
Friday Harbor, WA 98250-0638  
(360) 378-3357  
elections@sanjuancountywa.gov

Skagit County  
PO Box 1306  
Mount Vernon, WA 98273-1306  
(360) 416-1702  
sselections@co.skagit.wa.us

Skamania County  
PO Box 790, Elections Dept  
Stevenson, WA 98648-0790  
(509) 427-3730  
elections@co.skamania.wa.us

Snohomish County  
3000 Rockefeller Ave, MS 505  
Everett, WA 98201-4060  
(425) 388-3444  
elections@snoco.org

Spokane County  
1033 W Gardner Ave  
Spokane, WA 99260  
(509) 477-2320  
elections@spokanecounty.org

Stevens County  
215 S Oak St, Rm 106  
Colville, WA 99114-2836  
(509) 684-7514  
elections@stevenscountywa.gov

Thurston County  
2000 Lakeridge Dr SW  
Olympia, WA 98502-6090  
(360) 786-5408  
elections@co.thurston.wa.us

Wahkiakum County  
PO Box 543  
Cathlamet, WA 98612  
(360) 795-3219  
elections@co.wahkiakum.wa.us

Walla Walla County  
PO Box 1856  
Walla Walla, WA 99362  
(509) 524-2530  
elections@co.walla-walla.wa.us

Whatcom County  
PO Box 369  
Bellingham, WA 98227-0369  
(360) 778-5102  
elections@co.whatcom.wa.us

Whitman County  
PO Box 191  
Colfax, WA 99111  
(509) 397-5284  
elections@co.whitman.wa.us

Yakima County  
PO Box 12570  
Yakima, WA 98909-2570  
(509) 574-1340  
iVote@co.yakima.wa.us

WA State Elections Division  
PO Box 40229  
Olympia, WA 98504-0229  
1 (800) 448-4881  
elections@sos.wa.gov



### Ask your county elections office

- Is your voter registration up to date?
- When and where can local candidates file in person?
- Does your county require a separate Voters' Pamphlet statement?

# Washington State Filing Fee Petition

Appendix A

Submitted in support of a candidate lacking sufficient funds to pay the filing. (RCW 29A.24.091)

**WARNING: EVERY PERSON who signs this petition with any other than their true name, knowingly signs more than one of these petitions, signs this petition when they are not a legal voter, or makes any false statement on this petition may be punished by fine or imprisonment or both.**



(Campaign may insert  
Candidate's logo here)

**We, the undersigned registered voters of \_\_\_\_\_, hereby petition that the name of \_\_\_\_\_ be printed on the ballot for the office of \_\_\_\_\_**

\_\_\_\_\_,  
(either state of Washington or the political subdivision)

\_\_\_\_\_,  
(candidate's name)

\_\_\_\_\_,  
(insert name of office including applicable district / position number)

SIGNATURE	PRINT FIRST NAME	PRINT LAST NAME	DATE OF BIRTH	ADDRESS	CITY	COUNTY
1						
2						
3						
4						
5						
6						
7						
8						
9						
10						